



PLACE YOUR TRADES

MAY 15TH, 2023

SHOW DECK

UNUSUAL OPTIONS ACTIVITY





SHOW DECK

Unusual Option Activity

ELIMINATE NOISE & USE THE MONEY-FLOW

What are Unusual Options ?

Generally high valued options transactions which sweep multiple orders and exchanges to get filled

Trades taken by Big Boys AKA Whales

Upcoming news or information based trades like FDA announcements, mergers, acquisitions

Dollar Bill's (from Billions) famous quote →



Problem

Most UOA offerings have these issues :

- Overwhelming amount of data
- Time-consuming analysis and often conflicting information
- Lack of slicing and dicing capabilities



Unusual Option Activity

Where to pay attention?

- Higher volume than OI
- Expiration not too far (3-6 months)
- Repeating activity : Same Call/Put, Strike, Expiration date on the same day
- High price/cost basis activity : this is different for different stocks, so this needs some experience
- Activity pretty much earlier in the day and also almost towards the end of the trading day
- Activity that's out of the blue. This also needs some experience, a name that you don't see flash on your screen and all of sudden you see it being reported on UOA.

Gotchas

When there are conflicting flows signals



Others,

Pharma, Medical Devices, FDA news are Binary Events, so TREAT them with respect. Its either Hero or Zero trades. Remember these flows are someone's own interpretation of how market would react. Play within your Risk appetite.


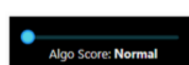
Our Secret Sauce

Jarvis's Unusuality qualifiers are much more strict than most other platforms (secret sauce). That visibly translates to less number of flows everyday.

Ingredients of the secret sauce are:

Advanced Technical analysis, Recent Analyst actions(upgrade/downgrade), Latest dark pool activity among other many other parameters to score an options trade.

Algo Score : 4 point scale of Jarvis's Algo score.

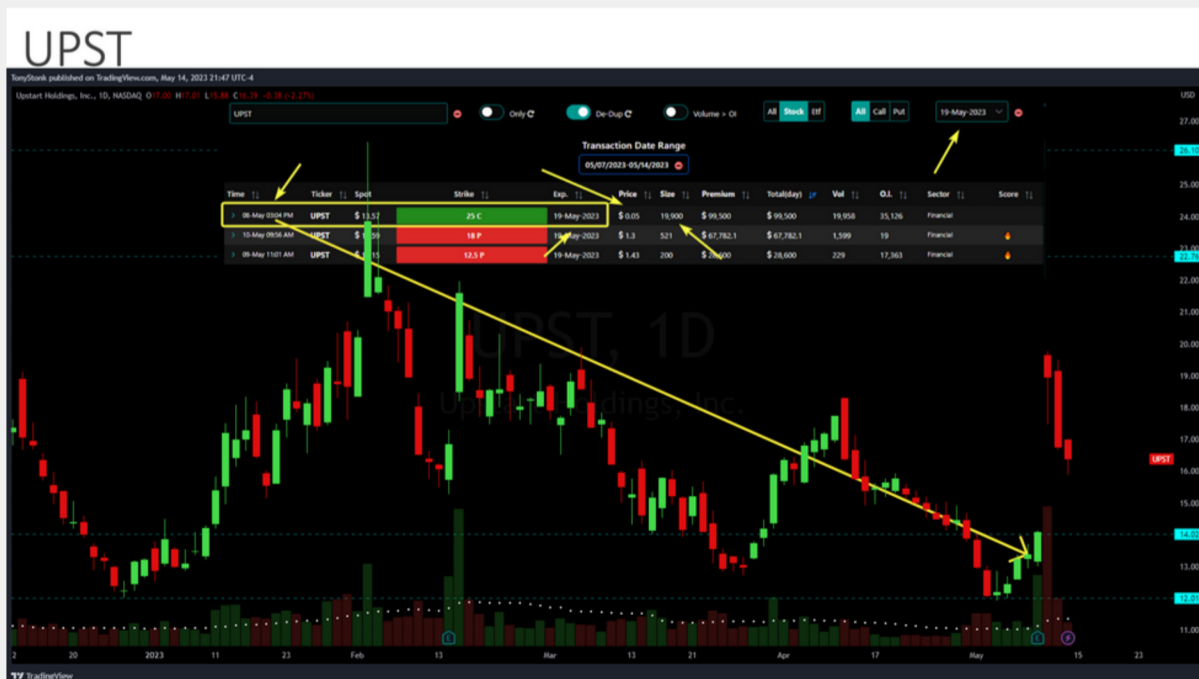


MONEY MAKER MONDAY WITH JULIA CORDOVA & JARVIS ALERTS

WWW.PLACEYOURTRADES.COM



Time	Ticker	Spot	Strike	Exp.	Price	Size	Premium	TotalDay	Vol	O.I.	Sector	Score
03:33 PM	FDX	\$221.29	240 C	20-Oct-2023	\$10.95	30	\$32,850	\$3,271,770	3,039	403	Industrials	
02:58 PM	V	\$230.12	240 C	15-Sep-2023	\$8.8	2,800	\$2,457,000	\$2,457,000	2,824	2,040	Financial	
11:30 AM	ULTA	\$113.29	450 P	16-Jun-2023	\$4.8	4,500	\$2,160,000	\$2,160,000	5,002	348	Consumer Cyclical	
09:04 PM	Our Secret Sauce	\$339.02	300 P	16-Jun-2023	\$4.1	103	\$42,198.1	\$2,116,368.1	5,369	26	Industrials	
12:36 PM	META	\$232.78	350 C	17-Jan-2025	\$19	1,050	\$1,995,000	\$1,995,000	1,050	1,909	Communication Services	
03:04 PM	SBUX	\$105.87	110 C	20-Oct-2023	\$5.92	44	\$26,153.6	\$1,864,663.6	6,232	812	Consumer Cyclical	
02:38 PM	EQT	\$33.08	25 P	17-Jan-2025	\$3.6	3,947	\$1,420,920	\$1,420,920	4,028	447	Energy	
03:21 PM	ADBE	\$333.94	385 C	20-Oct-2023	\$12.3	32	\$40,000	\$1,142,350	1,503	1,577	Technology	
03:43 PM	HELE	\$97.94	85 P	16-Jun-2023	\$2.2	5,990	\$1,319,800	\$1,319,800	7,033	452	Consumer Defensive	
10:34 AM	RPD	\$43.93	55 C	16-Jun-2023	\$1.25	7,500	\$937,500	\$937,500	7,645	2,658	Technology	
10:56 AM	ONON	\$33.04	31.5 P	19-May-2023	\$1.45	200	\$29,000	\$771,089.7	6,203	69	Consumer Cyclical	
12:33 PM	CMA	\$31.56	32.5 C	16-Jun-2023	\$2.95	106	\$31,270	\$767,520	3,569	3,494	Financial	
12:40 PM	CTLT	\$32.46	30 P	16-Jun-2023	\$2.35	3,000	\$705,000	\$765,000	3,665	694	Healthcare	
10:07 AM	CMG	\$20.55	2100 C	15-Sep-2023	\$1.26	28	\$35,280	\$714,000	28	162	Consumer Cyclical	
10:32 AM	TSLA	\$2054.86	1100 P	17-Jan-2025	\$66	100	\$6,600,000	\$6,600,000	100	12	Consumer Cyclical	
12:50 PM	AMZN	\$167.73	175 C	02-Jun-2023	\$4.7	499	\$2,345,300	\$5,558,896	6,281	2,972	Consumer Cyclical	
02:03 PM	NVDA	\$281.3	295 C	21-Jul-2023	\$17	362	\$6,154,000	\$6,154,000	418	2,244	Technology	
10:05 AM	IGT	\$26.04	30 C	21-Jun-2024	\$2.9	250	\$72,500	\$48,799.3	1,983	6	Consumer Cyclical	
12:45 PM	LI	\$29.49	28 P	19-Jan-2024	\$4.35	250	\$1,087,500	\$47,750	1,250	887	Consumer Cyclical	
03:51 PM	RCL	\$74.92	100 C	17-Jan-2025	\$11	23	\$253,000	\$355,865	1,994	115	Consumer Cyclical	
03:28 PM	PLTR	\$5.52	9 P	19-Jan-2024	\$1.31	4,000	\$524,000	\$324,000	4,067	2,528	Technology	
02:24 PM	TSM	\$39.96	38 P	21-Jul-2023	\$2.65	1,000	\$265,000	\$507,500	2,049	5,783	Technology	
02:49 PM	CRSP	\$63.87	60 P	19-Jan-2024	\$9.8	511	\$5,006,667	\$5,006,667	512	351	Healthcare	
12:29 PM	NVDA	\$281.34	275 P	19-May-2023	\$2.5	1,002	\$2,505,500	\$489,620	14,405	8,148	Technology	





PLTR

How to use this data?

Depends on your trading style. Many trading possibilities.

- Are you an options Buyer ?
- Are you an options Seller (strategies) ?
- Or you just Buy and Sell underlying Stocks ?



The banner features a red background with white and yellow text. On the left is a black and white portrait of Julia Cordova. The text reads: 'MONEY MAKER MONDAY HOW TO FOLLOW SMART MONEY FLOW 05.15 @ 11am EST'. On the right is a smartphone displaying the Jarvis Alerts logo, which is a stylized 'J' inside a circle with 'JARVIS' written below it. The Jarvis Alerts logo is also present in the top right corner of the banner.



CLICK TO WATCH

IMPORTANT NOTICE! Crudele Productions Inc. (CPI) does not hold itself out as an investment adviser or a commodity trading advisor. All information and material provided by CPI, including www.placeyourtrades.com, is for educational purposes only and should not be considered investment advice. Any opinions, research, analysis, prices, or other information contained in this material is provided as general market commentary and does not constitute investment advice or a solicitation to buy or sell any securities. Trading and investing are inherently risky activities and should only be undertaken by persons capable of accepting such risk and a possible loss of all the capital they commit to such activities, and in some cases even more. The information shown is for illustrative purposes and is not meant to represent any actual trading or investing results. No representation is made that any person using the services of CPI will be profitable or will not incur losses. Past performance is not necessarily indicative of future results.

NO REPRESENTATION IS BEING MADE THAT THE USE OF THIS STRATEGY OR ANY SYSTEM OR TRADING METHODOLOGY WILL GENERATE PROFITS. PAST PERFORMANCE IS NOT NECESSARILY INDICATIVE OF FUTURE RESULTS. THERE IS SUBSTANTIAL RISK OF LOSS ASSOCIATED WITH TRADING SECURITIES AND OPTIONS ON EQUITIES. ONLY RISK CAPITAL SHOULD BE USED TO TRADE. TRADING SECURITIES IS NOT SUITABLE FOR EVERYONE. DISCLAIMER: FUTURES, OPTIONS, AND CURRENCY TRADING ALL HAVE LARGE POTENTIAL REWARDS, BUT THEY ALSO HAVE LARGE POTENTIAL RISK. YOU MUST BE AWARE OF THE RISKS AND BE WILLING TO ACCEPT THEM IN ORDER TO INVEST IN THESE MARKETS. DON'T TRADE WITH MONEY YOU CANNOT AFFORD TO LOSE. THIS WEBSITE IS NEITHER A SOLICITATION NOR AN OFFER TO BUY OR SELL FUTURES, OPTIONS, OR CURRENCIES. NO REPRESENTATION IS BEING MADE THAT ANY ACCOUNT WILL OR IS LIKELY TO ACHIEVE PROFITS OR LOSSES SIMILAR TO THOSE DISCUSSED ON THIS WEBSITE. THE PAST PERFORMANCE OF ANY TRADING SYSTEM OR METHODOLOGY IS NOT NECESSARILY INDICATIVE OF FUTURE RESULTS. CFTC RULE 4.41 – HYPOTHETICAL OR SIMULATED PERFORMANCE RESULTS HAVE CERTAIN LIMITATIONS. UNLIKE AN ACTUAL PERFORMANCE RECORD, SIMULATED RESULTS DO NOT REPRESENT ACTUAL TRADING. ALSO, SINCE THE TRADES HAVE NOT BEEN EXECUTED, THE RESULTS MAY HAVE UNDER-OR-OVER COMPENSATED FOR THE IMPACT, IF ANY, OF CERTAIN MARKET FACTORS, SUCH AS LACK OF LIQUIDITY. SIMULATED TRADING PROGRAMS IN GENERAL ARE ALSO SUBJECT TO THE FACT THAT THEY ARE DESIGNED WITH THE BENEFIT OF HINDSIGHT. NO REPRESENTATION IS BEING MADE THAT ANY ACCOUNT WILL OR IS LIKELY TO ACHIEVE PROFIT OR LOSSES SIMILAR TO THOSE SHOWN.

A NEW WAY TO TRADE THE FUTURES MARKETS.



PLACE YOUR TRADES



FIXED RISK.
FIXED REWARD.

EXPLORE THE NEW
TRADING DASHBOARD



WWW.PLACEYOURTRADES.COM